



# ROTO 50.26SEE PLUS



**MERLO**

## PERFORMANCE AND FEATURES

## ROTO 50.26SPLUSEE

### PERFORMANCE

Total unladen weight (kg)	17300
Maximum capacity (kg)	5000
Lifting height (m)	25,9
Maximum reach (m)	23,1
Maximum operating height (m)	9,7
Maximum operating reach (m)	6,6
Capacity at maximum height (kg)	2000
Capacity at maximum reach (kg)	100
Lateral boom movement (mm)	-
Tilting correction (%)	± 12; ± 4
Boom sections	5

### POWERTRAIN

Turbo motor	FPT NEF45
Displacement/cylinders	4500/4
Engine Power (kW/HP)	125/170
Anti-pollution technology	TIER 2
Reversible fan	-
Maximum speed (km/h)	40
Fuel tank (l)	150
AdBlue tank (l)	-
Hydrostatic transmission	● - 2V
EPD	●
Auto-revving joystick	●
Axles - Reducers	Drop portal - RR700
Machine brakes	Dry discs
Automatic parking brake	●

### HYDRAULIC

Hydraulic pump	2 - LS + FS
Flow rate/pressure (l/min – bar)	138+100 - 250/230
Hydraulic tank	120
Hydraulic outlet at the top of the boom	●
Rear hydraulic outlets	-

### CAB

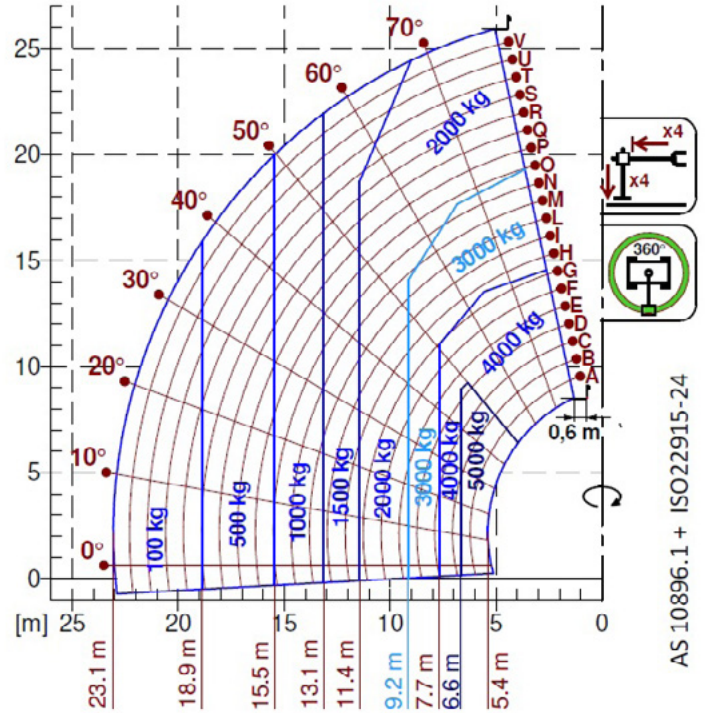
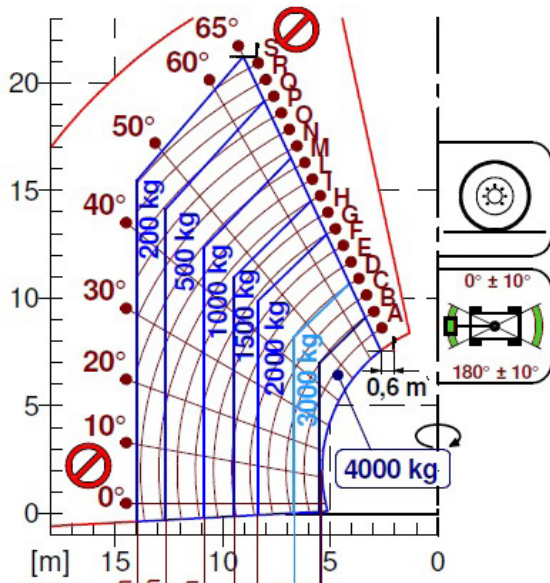
Cab configuration	Premium
ASCS Adaptive Stability Control System	Full
FOPS LIV II cab	●
ROPS cab	●
Cab commands	Electronic joystick control
Tilting Cab	●
Reverse shuttle	Dual Reverse

### CONFIGURATION

Cab suspension	-
Boom suspension	-
Suspension on axles	●
Work headlights on cab	○ - Led
Sun blind	●
Tac-lock	●
Provision for a platform	●
Two floating forks	●
Inching-Control	-
Four-wheel drive	●
Four-wheel steering	●
Three steering modes	●
Standard tyres	18-22.5
Optional tyres	500/60-R22,5; 445/65-R22,5
Stabilisers	Multiposition
Turret rotation	continuous
Type approval as an agricultural tractor	-
Approval with PNEUMATIC braking	-
Approval with HYDRAULIC braking	-
PTO	-
3-point linkage	-

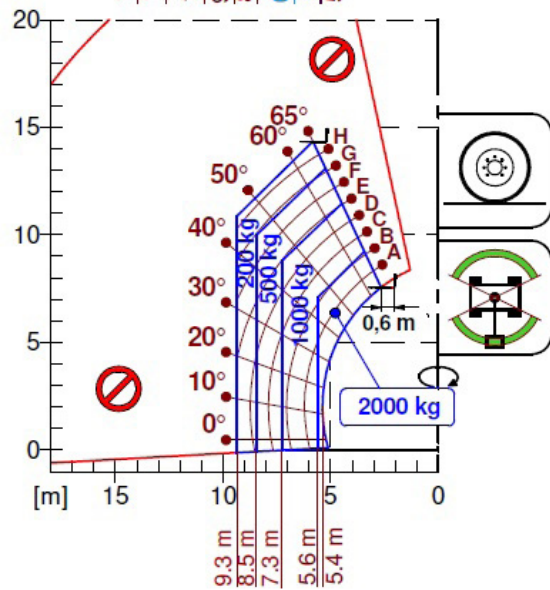
- Not Available. ● standard. ○ optional.

## LOAD CHARTS



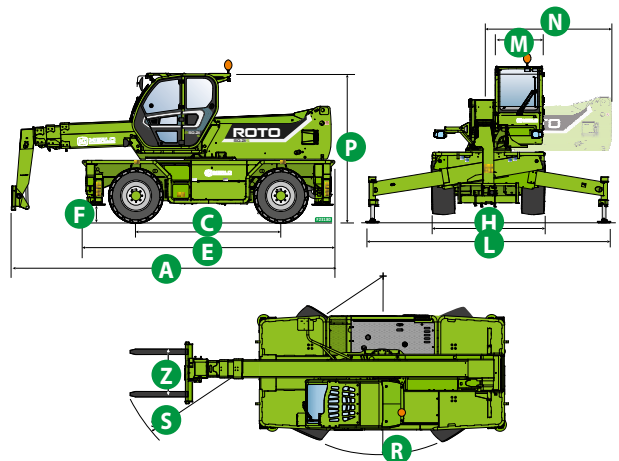
AS 10896.1 + ISO22915-24

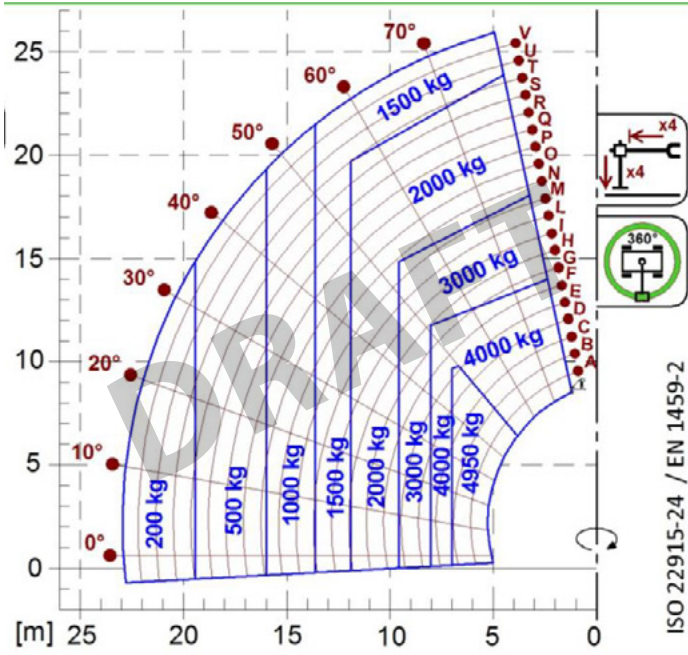
**ROTO50.26EE**



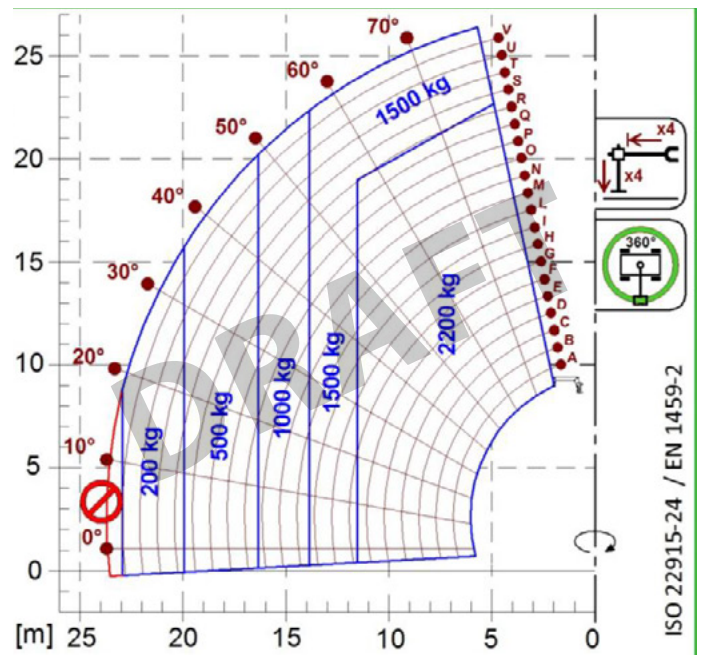
## DIMENSIONS

	ROTO 50.26 SEE PLUS		
A (mm)	7150		
C (mm)	3070		
E (mm)	5370		
F (mm)	370		
H (mm)	2430		
L (mm)	5010		
M (mm)	1010		
N (mm)	2600		
P (mm)	3120		
R (mm)	3850		
S (mm)	6310		
Z (mm)	850		

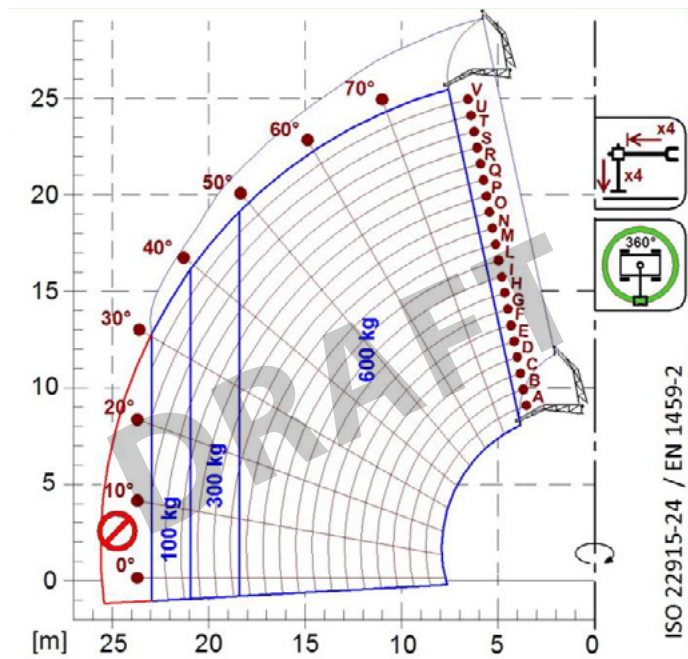




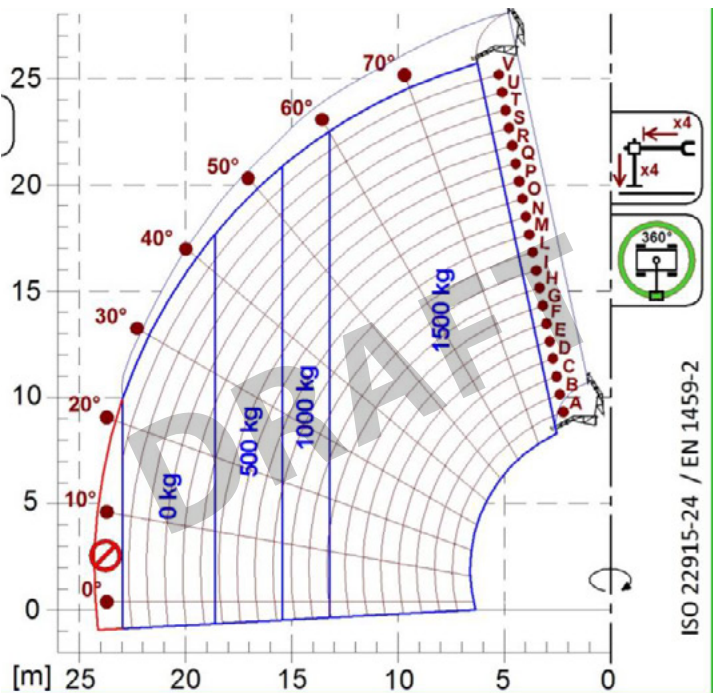
A1000



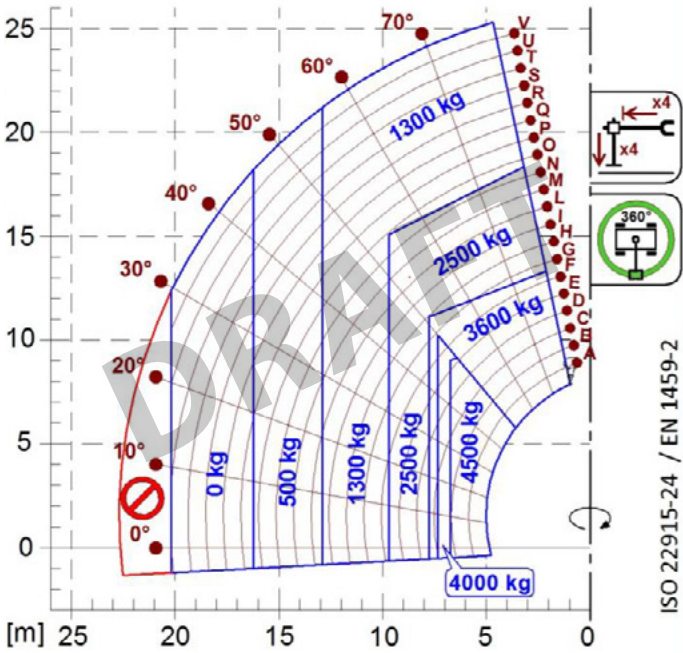
A1118B



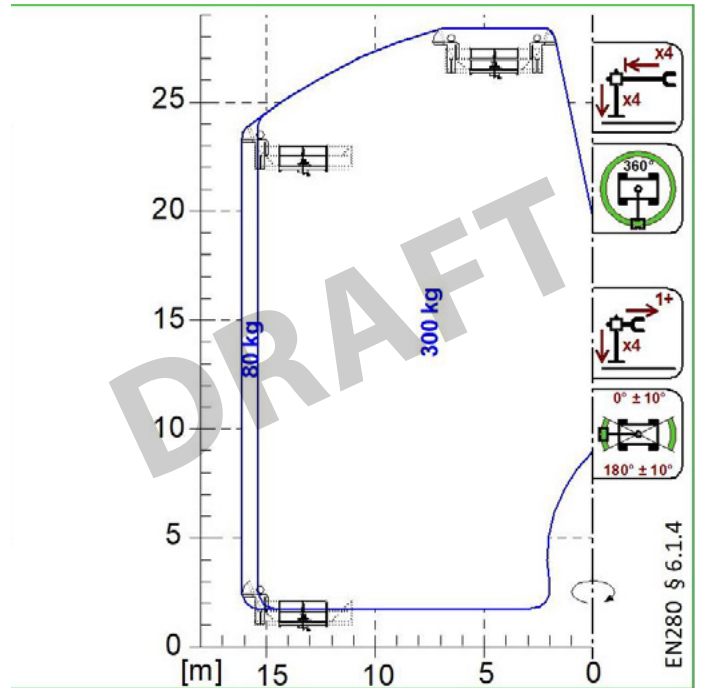
A1200B  
A1300B



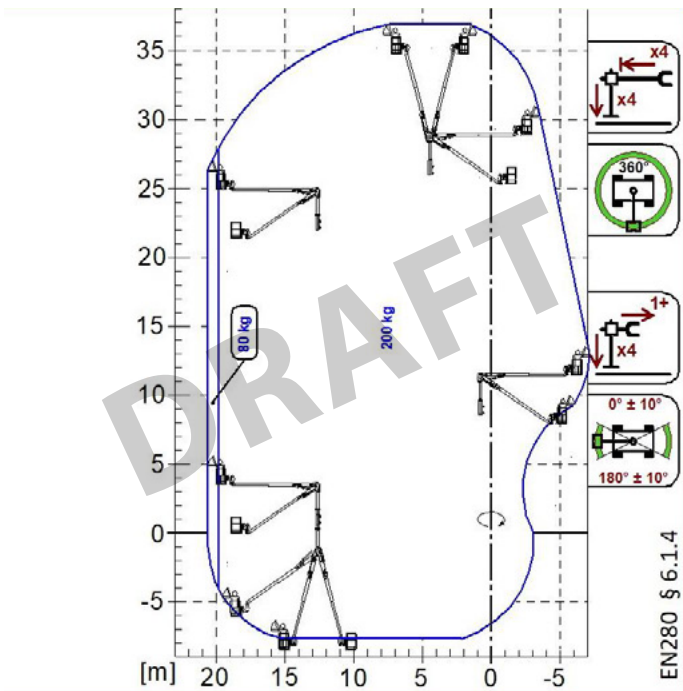
A1210B  
A1310B



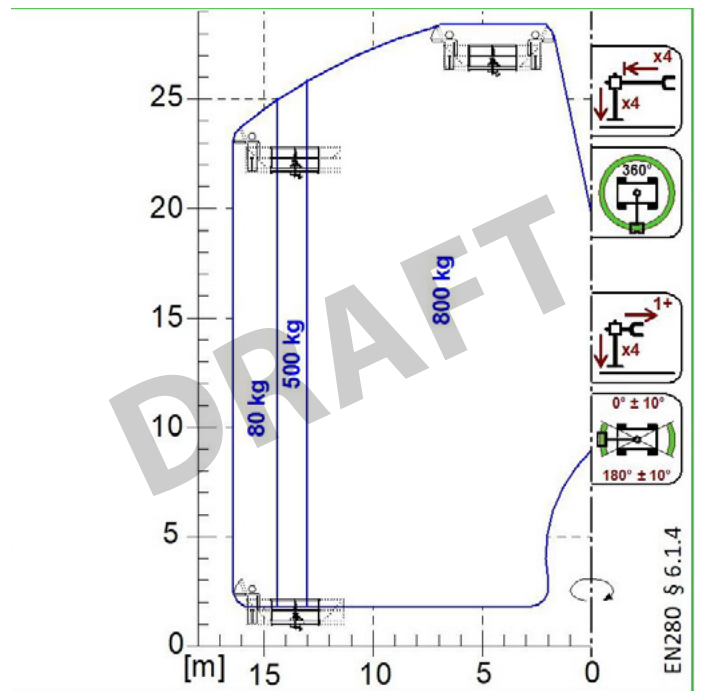
A2765  
A2766



A1827  
A1839



A1873



A1831



**MERLO GROUP AUSTRALIA PTY LTD**

27 Colin Jamieson Dve, Welshpool (Perth), WA 6106  
Tel. (08) 9358 3110 - Fax (08) 9358 4110

120 Toongabbie Road, Girraween, NSW 2145  
Tel. (02) 9688 0600

Tel:1300 657 325

[info@merloaustralia.com.au](mailto:info@merloaustralia.com.au)

[www.merlo.com](http://www.merlo.com)

**Your Merlo dealer**

DS\_ROT05026EE\_0621\_AUS