



TURBOFARMER COMPACT

TF33.7 – 100 L EE, TF30.9 – 100 L EE



MERLO

PERFORMANCE AND FEATURES
TF33.7-100 L EE
TF30.9 -100 L EE
PERFORMANCE

Total unladen weight (kg)	6450	6650	
Maximum capacity (kg)	3000	3000	
Lifting height (m)	6,3	8,3	
Maximum reach (m)	3,6	5,8	
Maximum operating height (m)	5,4	4,8	
Maximum operating reach (m)	1,6	1,6	
Capacity at maximum height (kg)	2300	1100	
Capacity at maximum reach (kg)	1250	550	
Lateral boom movement (mm)	-	-	
Tilting correction (%)	-	-	
Boom sections	2	3	

POWERTRAIN

Turbo motor	Kubota V3800	Kubota V3800	
Displacement/cylinders	3800/4	3800/4	
Engine Power (kW/HP)	74/100	74/100	
Anti-pollution technology	TIER 3, STAGE IIIA	TIER 3, STAGE IIIA	
Reversible fan	●	●	
Maximum speed (km/h)	40	40	
Fuel tank (l)	80	80	
AdBlue tank (l)	-	-	
Hydrostatic transmission	● - 2V	● - 2V	
EPD	-	-	
Axles	Axial	Axial	
Reduction hub	Epicyclic	Epicyclic	
Machine brakes	Dry discs	Dry discs	
Automatic parking brake	●	●	

HYDRAULIC

Hydraulic pump	LS+FS	LS+FS	
Flow rate/pressure (l/min – bar)	140-210	140-210	
Hydraulic tank	85	85	
Hydraulic outlet at the top of the boom	●	●	
Rear hydraulic outlets	○	○	

CAB

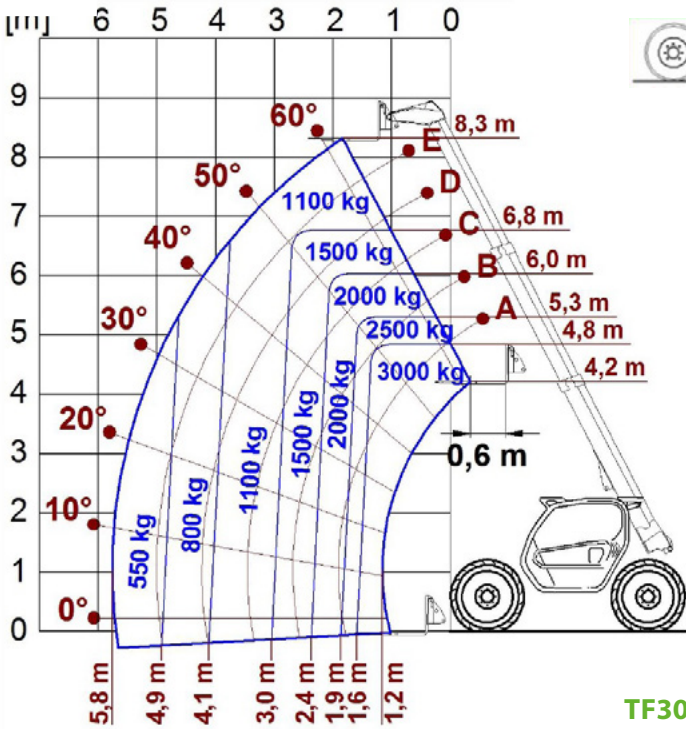
Cab configuration	ECO	ECO	
MCDC	Light	Light	
FOPS LIV II cab	●	●	
ROPS cab	●	●	
Cab commands	Electronic joystick	Electronic joystick	
Tilting Cab	-	-	
Reverse shuttle	Dual reverse	Dual reverse	

CONFIGURATION

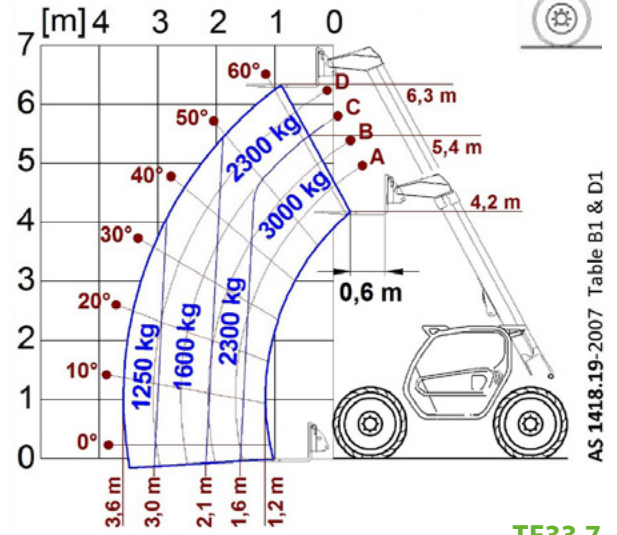
Cab suspension	-	-	
Boom suspension	●	●	
Suspension on axles	-	-	
Work headlights on cab	●	●	
Sun blind	●	●	
Tac-lock	●	●	
Provision for a platform	○	○	
Two floating forks	●	●	
Inching-Control	●	●	
Four-wheel drive	●	●	
Four-wheel steering	●	●	
Three steering modes	●	●	
Standard tyres	400/70-20	400/70-20	
Optional tyres	-	-	
Stabilisers	-	-	
Turret rotation	-	-	
Type approval as an agricultural tractor	-	-	
Approval with PNEUMATIC braking	-	-	
Approval with HYDRAULIC braking	-	-	
PTO	-	-	
3-point linkage	-	-	

- Not Available. ● standard. ○ optional.

LOAD CHARTS



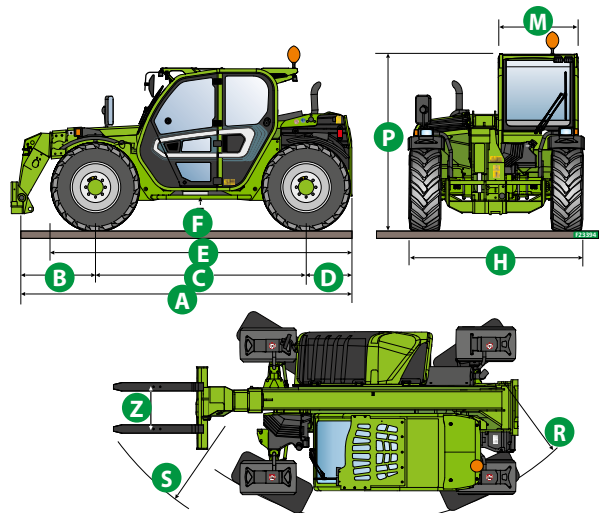
TF30.9



TF33.7

DIMENSIONS

	TF33.7 100 L EE	TF30.9 100 L EE	
A (mm)	4310	4330	
B (mm)	970	990	
C (mm)	2740	2740	
D (mm)	600	600	
E (mm)	3910	3910	
F (mm)	300	300	
H (mm)	2100	2100	
M (mm)	995	995	
P (mm)	2020	2020	
R (mm)	3930	3930	
S (mm)	4660	4660	
Z (mm)	850	850	





MERLO GROUP AUSTRALIA PTY LTD

27 Colin Jamieson Dve, Welshpool (Perth), WA 6106
Tel. (08) 9358 3110 - Fax (08) 9358 4110

120 Toongabbie Road, Girraween, NSW 2145
Tel. (02) 9688 0600

Tel:1300 657 325

info@merloaustralia.com.au
www.merloaustralia.com.au

Your Merlo dealer

DS_TF33.7LEE-TF30.9LEE_0720_AUS